

The Rhyming Reader

Book One



help@rhymingreader.com
Copyright © 2011 The Rzeppa Family

INSTRUCTIONS

0

Print some pages.
Do just a couple
at a time to start.
Later, you can do a
half-dozen or more
in one sitting.

1


Have your kid
sound out all the words
on the pages.
You can help with the
letter sounds, but don't
say the words.
Make the kid
sound them out.

2

Send the kid off
to a nice quiet place
with a big fat pen
to trace all the words.
If you must watch,
watch from a distance.
The kid will digest
the stuff better alone.

3

Have your kid
sound out all the words
with you again.
Review the pages the
next day and repeat
them as necessary.



Don't rush. The tortoise always wins in this race.

HINT



English has 40-some sounds (depending on your accent) but only 26 letters. We make up for this shortage by using groups of letters to represent single sounds. EA, for example, typically makes the long-e sound. It's important that your kid learns to spot groups of letters, and not just individual ones.

So as your kid sounds out the words in this book, point out that both individual letters and groups of letters have sounds. Tell him that the word "cat", for example, can be thought of as three separate sounds (c-a-t). Or as just two (c-at). Then make sure he understands that the second way is better.


All the words in our reader are arranged in rhyming groups that make it easy to spot the common letter combinations.

CAT

HAT



cat hat




HAT
RAT
PAT

rat hat



CAT
FAT
SAT

fat cat




AT
BAT
RAT
VAT

rat bat



RAN
MAN
CAN

can man



PAN
TAN
VAN
JAN

tan van



BAD
FAD
LAD

bad lad



HAD
DAD
MAD
RAD

rad dad



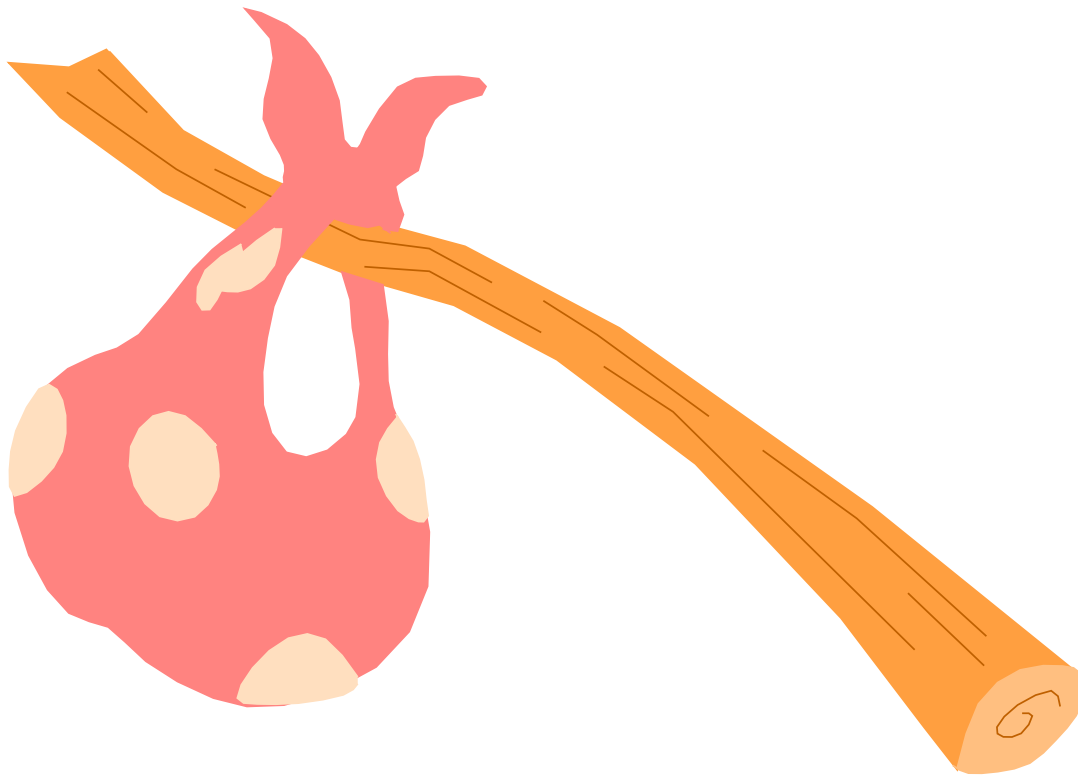
DAD
CAD
SAD
PAD
TAD

sad dad

BAG

JAG

RAG



rag bag


HINT

Many of the words in this book
will be new to your kid.
And he probably won't get
some of the jokes.

This is intentional.
It minimizes guessing.
It increases the kid's vocabulary.
And it reinforces the fact that
you're the teacher.

So tell the kid what the words mean,
and explain the jokes as you go along.
It will be a quality bonding experience.
And after a while your kid just might
start to think that you're almost
as smart as he is.





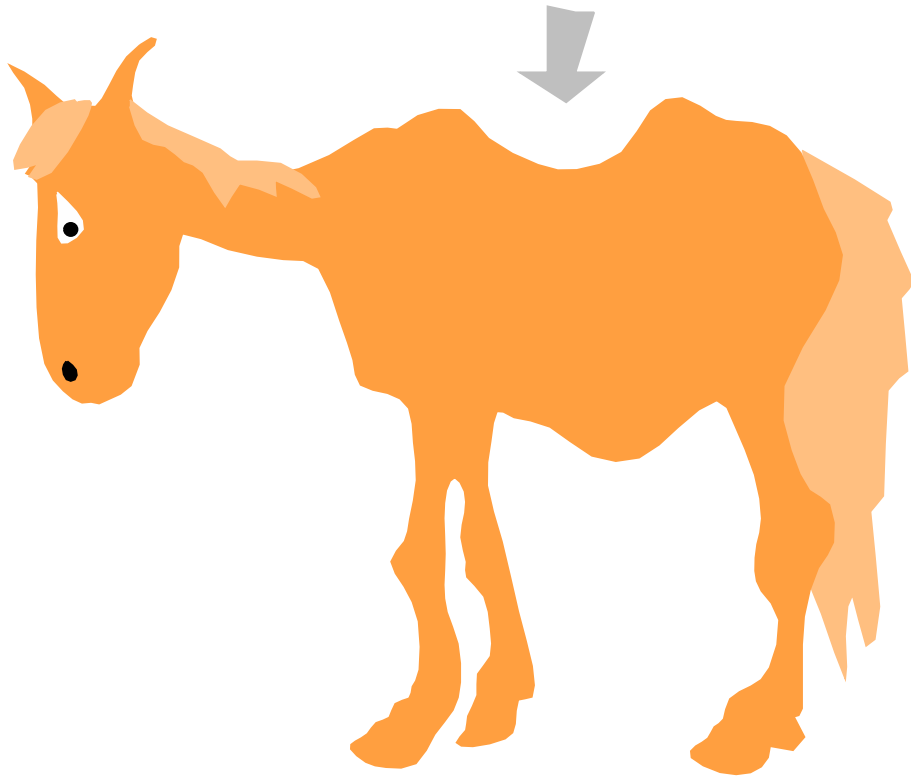
BAG
GAG
LAG

gag bag



WAG
TAG
ZAG
HAG

tag wag




NAG

FAG

MAG

SAG

nag sag



AL
GAL
HAL
SAL
PAL

Hal and Sal




PAM
SAM
HAM

Sam ham



AM
HAM
JAM
BAM
DAM

ham dam



TAP
LAP
NAP

nap lap




RAP
ZAP
CAP
YAP

Yap! Zap.

CAB

JAB

GAB



cab gab



GAB


TAB

LAB

DAB

NAB

lab gab



AX
SAX
FAX
WAX

sax wax




MAX

SAX

WAX

TAX

wax sax



MAX

SAX

FAX

AX

sax fax




SAX
MAX
TAX
LAX

max sax



PET
WET
GET

wet pet



PET
BET
VET
LET

pet vet



MET


JET

SET

NET


YET

jet net



NED
BED
FED

bed fed




ED
LED
RED
TED
WED

Red led Ted



MEX
TEX
VEX

Tex and Mex




HEX

REX

SEX

EX

T-rex



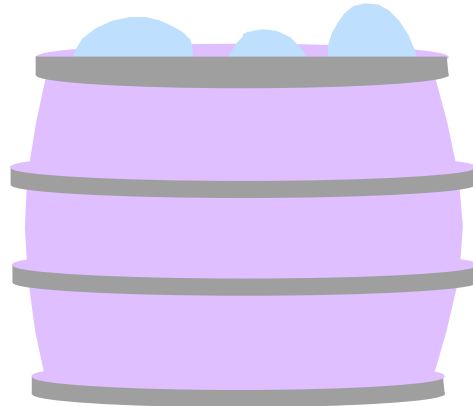


DEB
JEB
WEB

web




LEG
PEG
BEG

peg leg




KEG
MEG
EGG

egg keg



TEN
MEN
HEN
BEN
PEN

ten pen men



DEN
MEN
TEN
ZEN
YEN


ten Zen men



BIB

RIB

rib bib



RIB

BIB

FIB

rib fib

PIG
DIG
WIG



pig wig



BIG
FIG
JIG
RIG



big rig




PIG
DIG
ZIG
RIG
GIG

pig rig

IN
BIN
PIN
DIN

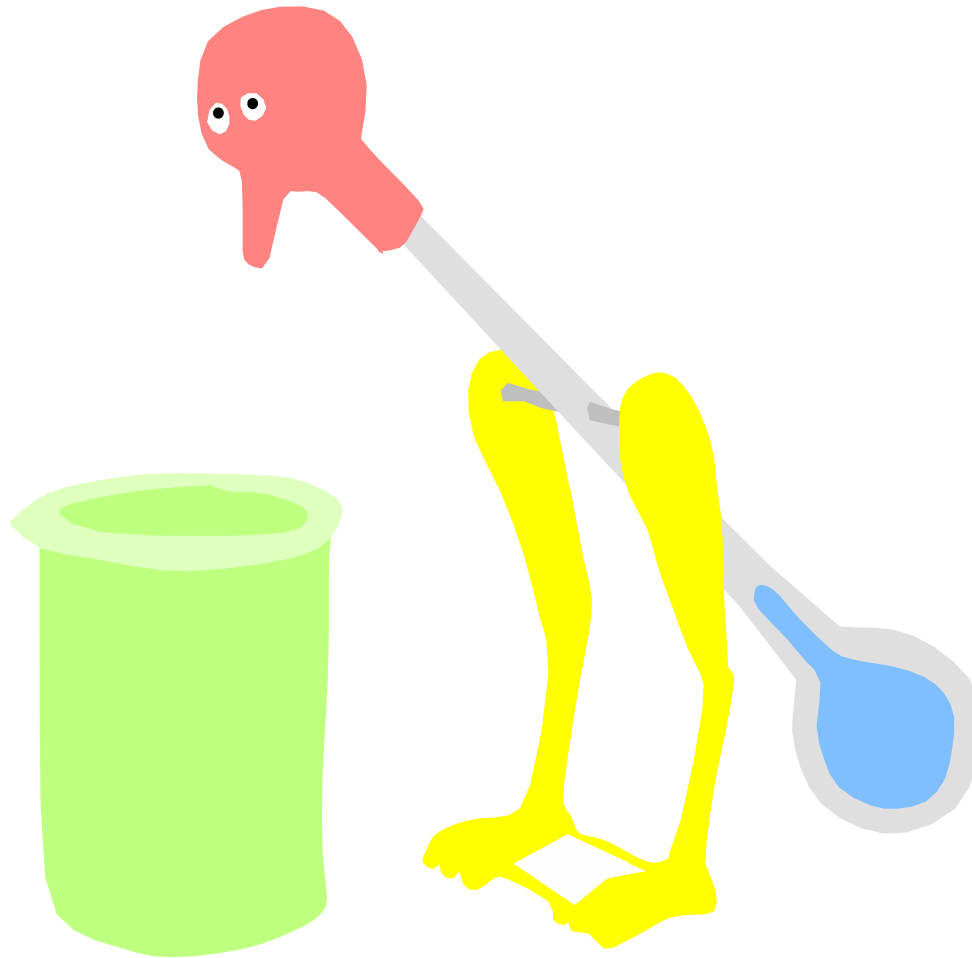


pin bin




KIN
FIN
TIN
WIN
SIN

tin fin



DIP
SIP
TIP
RIP

tip sip



HIP

LIP

NIP

YIP

ZIP

lip zip



DID

KID

BID


SID

Sid kid



LID
HID
SID
RID

Sid hid.



HIM
RIM
JIM

"Him Jim."


DIM

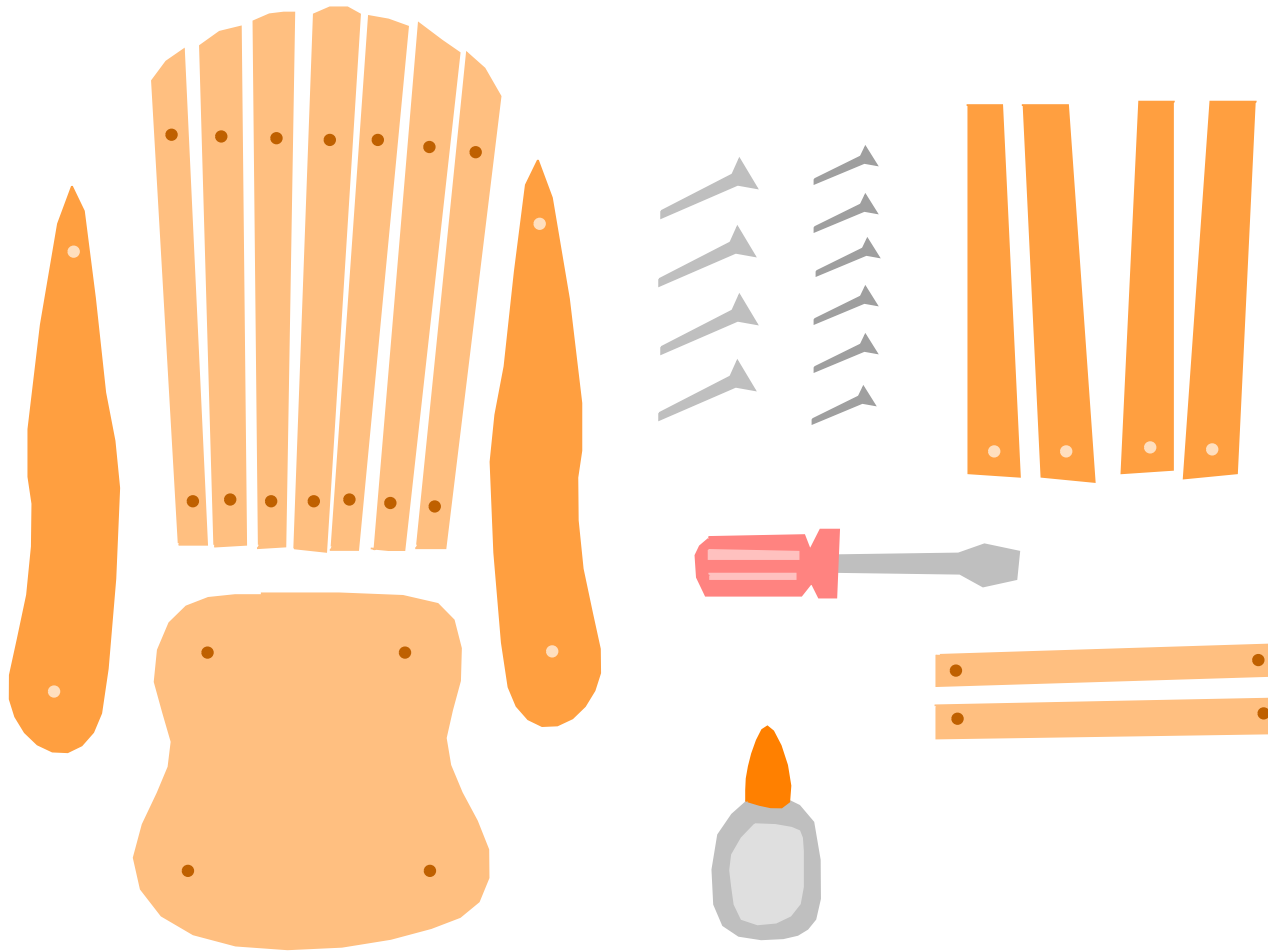
JIM

KIM

TIM

dim Kim





IT
KIT
SIT
HIT
LIT

sit kit

$$\begin{array}{r} 2 \\ + 2 \\ \hline 5 \end{array}$$



BIT
NIT
FIT
PIT
WIT

nit wit



MIX

SIX

NIX


FIX

six fix



JOB
LOB
COB

cob lob




BOB
ROB
SOB
MOB

Bob mob




ROD
NOD
COD
GOD

cod rod



MOD
POD
TODD
ODD

Odd Todd



DOG
LOG
JOG

dog jog



DOG

FOG

BOG

HOG


hog dog



MOM
TOM



Mom. Tom. Tom-tom.




ON
NON
DON
RON

Ron on Don



DON
CON
NON
RON

con and non-con



HOP
TOP
BOP
POP

pop top



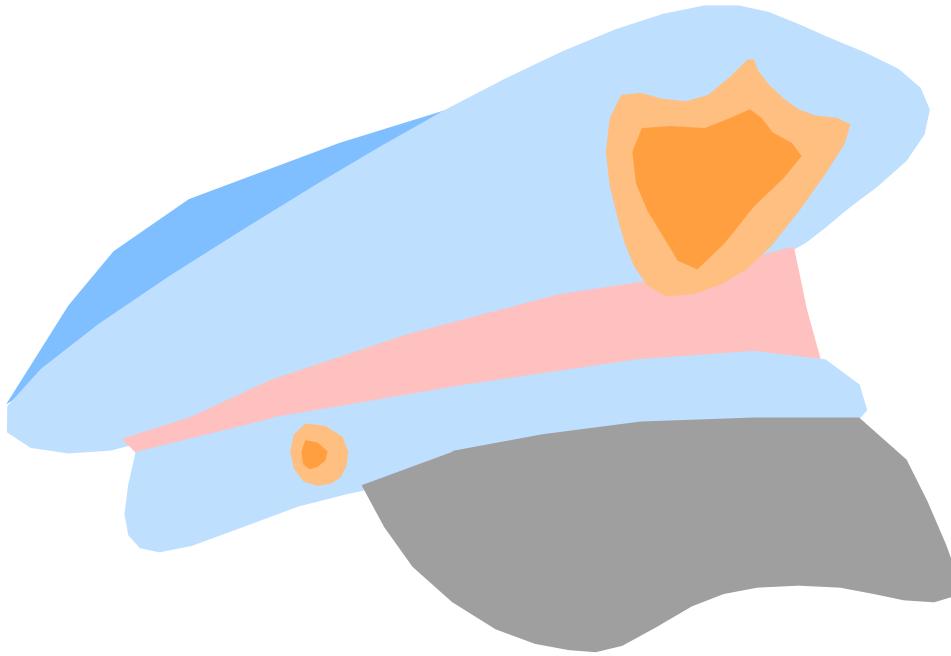
MOP

POP

COP

TOP


mop top



TOP
LOP
HOP
COP

cop top

HOP
TOP
Z




ZZ Top



POP
TOP
HOP
MOP

hop on pop



HOT
POT
TOT
COT
NOT

tot pot



HOT
DOT
GOT
LOT
ROT

Dot got hot.




OX
BOX
FOX

Fox box




FOX
SOX
BOX
POX

fox pox



BUG
RUG
TUG
HUG

bug hug



BUG

DUG

JUG

MUG

PUG

bug mug




GUM
HUM
BUM
YUM

Gum. Yum!



BUM
MUM
RUM
SUM

bum sum



UP
CUP
PUP

PUP UP



CUP

PUP

YUP

SUP

PUP CUP



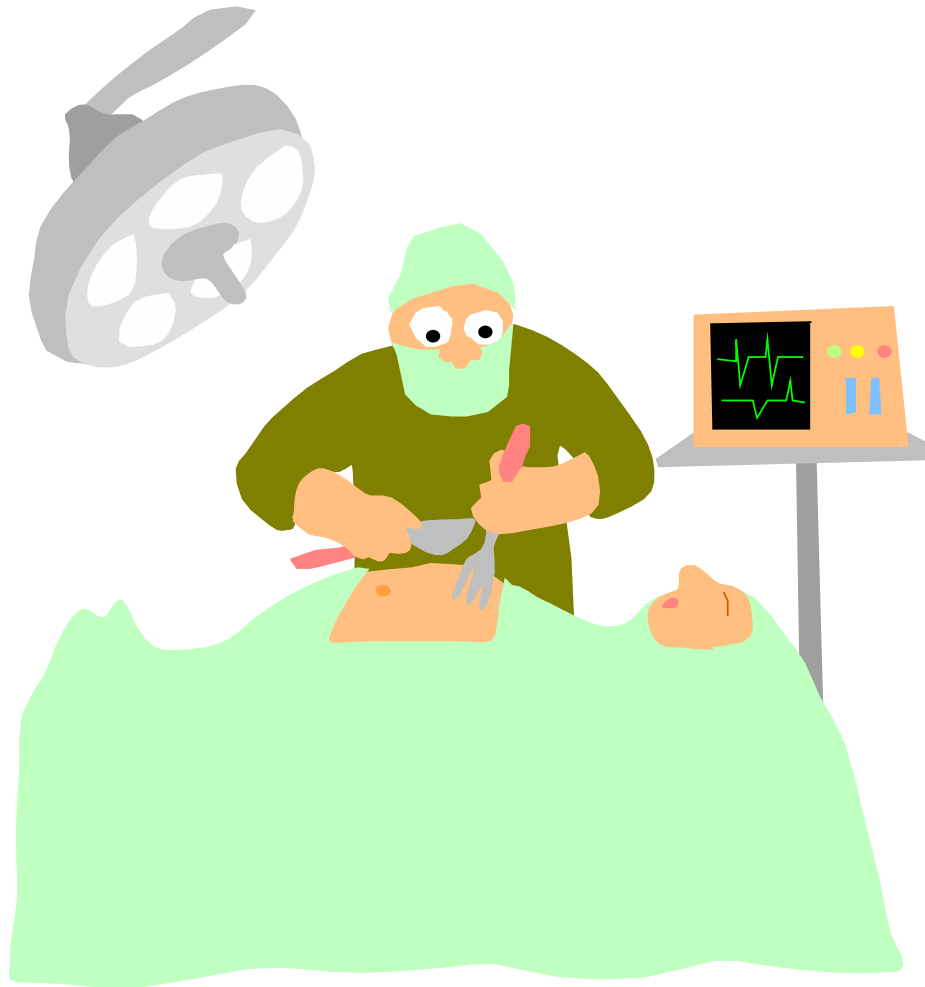
US
BUS
GUS
PUS

bus



HUT
NUT
RUT
CUT

nut hut



CUT
BUT
JUT
GUT

gut cut



CUB
RUB
TUB
BUB

cub tub



TUB


HUB

PUB

SUB

NUB

tub sub




BUD
MUD
DUD
CUD

cud bud



FUN
RUN
SUN
GUN


gun fun



BUN
FUN
NUN
PUN

bun nun

TUX



Tux



And God said,
"Go to, let us go down
and there confound their
language."

Genesis 11:7

HINT

From here on, some of our pages will include special words where the letters make unusual sounds.


Many people call these words "sight words." We prefer to think of them as "cursed words": words that, for some strange reason, we've all agreed to misspell over and over again.

To help your kid learn these words, we've done two things:

First, we always put the cursed words in context, where your kid is used to hearing them. This makes it easy for him to get used to the unusual spellings of those sounds.

Secondly, the first ten or so times a cursed word appears, we include the "correct" spelling of that word directly underneath the nasty thing in small gray letters. Your kid can simply look there and sound them out in the usual way.

And now it's time for more phun with fonnix.




DEB
JEB
WEB


Deb and Jeb on the web

thuh

HOT
ROD



a hot rod
uh



BIG
PIG
HEN
PEN

a pig pen
uh
a big hen
uh




YAP
ZAP
YIP
ZIP

Yip! Yap!
Zip zap.



AT
BAT
RAT

a rat at bat
uh



CAT
HAT

a cat in a hat
uh uh




CAT
HAT
MAT

a cat hat on a mat
uh uh




CAT
HAT
SAT
MAT

The cat hat sat on a mat.
thuh uh




DAN
MAN
PAN

Dan the pan man
thuh



FAN
VAN
TAN

a tan van with a fan
uh uh



NAN
CAN
PAN

Nan with a can in a pan
uh uh



ADD
PAD

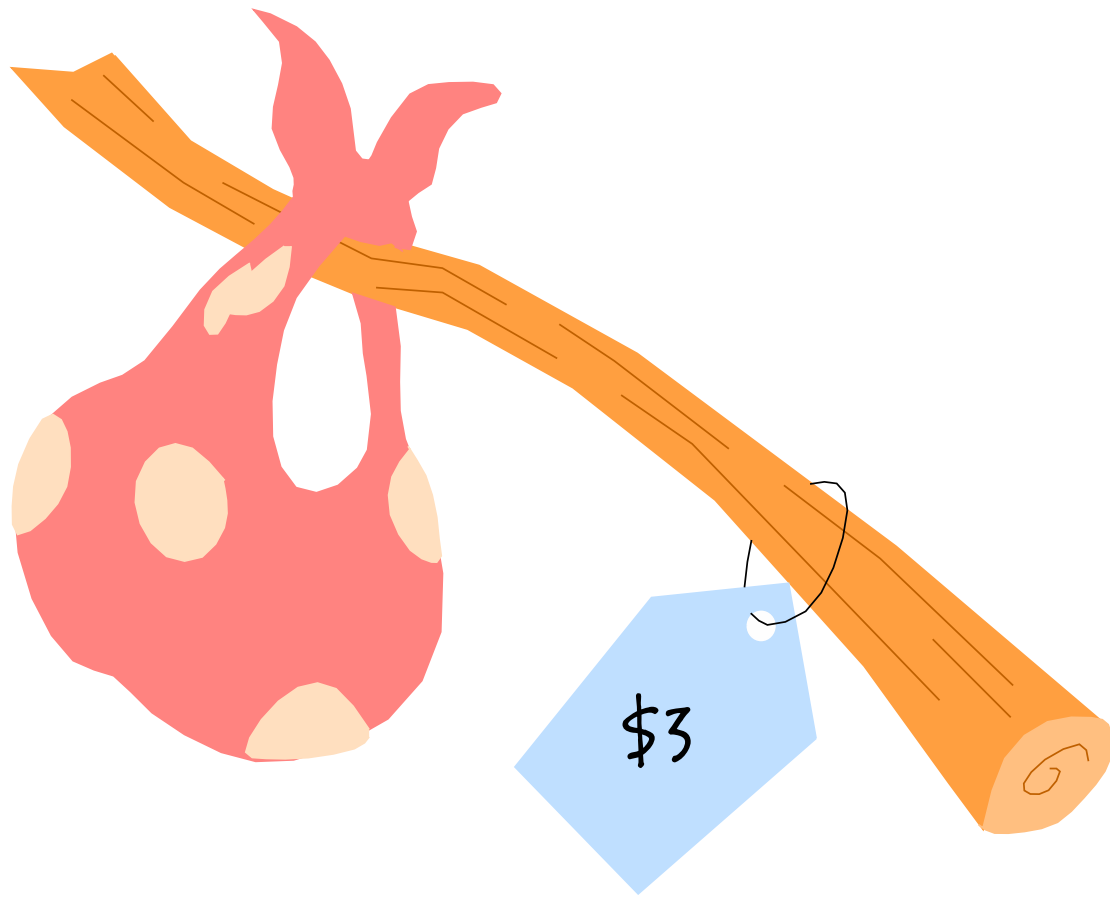
Add on a pad.
uh



DAD
HAD
PAD
RAD

Dad had a rad pad.

uh




RAG
BAG
TAG

a rag bag with a tag

uh

uh



GAG
BAG
TAG

a gag bag with a tag


uh

uh



SAM
HAM

Sam-I-am with a ham
uh




HAM
JAM
DAM

a ham and jam dam
uh



CAP
SAP
TAP

sap tap
sap in a cap
uh



NAP
MAP
LAP

a nap with a map in the lap

uh


uh

thuh

DAB
GAB




gab and a dab
uh




AL
PAL
SAL

Al has a pal.
haz
The pal is Sal.
thuh iz



SAL
GAL
VAL

Sal has a gal.
haz
The gal is Val.
thuh iz




AL
SAL
PAL
GAL
VAL

Val is the gal of Al's pal Sal.

iz

thuh

uv



SAX

FAX

a sax in the fax

uh

thuh



MAX
SAX
WAX

sax wax for the max sax
thuh



BED
ED
NED
RED
TED

Red, Ned, Ted and Ed in bed

PIG
WIG



a pig in a wig

uh

uh



PIG
BIG
RIG

a pig in a big rig
uh uh



BIG
PIG
JIG
RIG

a pig jig with a big pig

uh


uh



BIG
FIG
PIG
WIG

a big pig
uh

us
BUS



us on the bus
thuh



DUB
RUB
TUB

rub-a-dub-dub in the tub

uh

thuh

DUD
MUD




a dud in the mud

uh

thuh

FUN
SUN



fun in the sun
thuh



FUN
NUN
SUN

fun in the sun with a nun
thuh uh



NUN
RUN
GUN

a nun on the run with a gun

uh thuh uh